

TADANO

TRUCK CRANE

GT-550E-2

60 METRIC TON CAPACITY

**TRUCK
CRANE**



The adoption of a new hydraulic suspension system has enabled fast and comfortable road travel. The GT-550E-2 has a capacity of 60 metric tons.



Crane capacity: 60,000 kg at 3.0 m
5-section long boom: 11.1 m - 42.0 m
2-staged bi-fold jib: 8.8/15.2 m
Maximum lifting height: 42.0 m (Boom)
57.2 m (Jib)
Maximum load radius: 32.0 m (Boom)
35.5 m (Jib)
Strong winches: 4,300 kgf

The GT-550E-2 has a round hexagonal box boom of 42.0 m—the longest boom in its class. In addition, with the introduction of a new Automatic Moment Limiter model, the AML offers customers a safer operating environment. Further, improved traveling performance ensures a comfortable drive.



Maximum traveling speed: 75 km/h
Maximum gradient: 58%

Carrier

A high-performance engine that meets the EURO III standards is mounted on the carrier. The steering ability of the wheel when the carrier is in a stop condition, along with the adoption of a new hydraulic suspension system, substantially improves the mobility of the crane. In addition, the flat carrier fender eases access to the upper structure.



Two-person, full-width cabin

The full-sized cabin accommodates two passengers. The telescoping and tilting steering wheel can be manipulated to adjust the driving position to suit the operator. Furthermore, the three-way adjustable air-suspended seat, with headrest, allows comfortable traveling for the operator.



Engine

The engine used in this model of crane is made by Daimler OM457LA and has a maximum output of 260 kW. It satisfies the EURO III standards and is environment-friendly.

Daimler OM457LA

4-cycle, turbo charged and inter cooled
Max. output 260kW {354PS}
Max. torque 1,850N-m {190kgf-m}



Hydraulic suspension

All axles are equipped with a hydraulic suspension system which helps absorb the shocks and vibrations which take place due to a change in road conditions (on a bad road) to realize comfortable roadability.

Strengthened functions and equipment

- Multistage transmission: 9-speed transmission forward
- Differential gear lock
- Electrically adjustable and defrosting rear view mirror
- Cruise control
- Emergency steering pump for greater safety
- Tool box

Crane

The 42-meter boom is the longest in its class.

The round hexagonal box boom is made of high tensile steel, which allows for decreased boom weight as well as increased boom strength.

In addition, the high-performance AML secures safe operation.



Bi-fold fly jib

A two-stage, bi-fold lattice-type jib is used for this model of crane.

It is offsettable at 5°, 25°, and 45° to enable the operator to carry out jobs that require extra reaching ability.

Assist cylinder for jib

When mounting and storing the fly jib, assistant hydraulic cylinders ensure operation, thus increasing the work efficiency of jib mounting and storage.



Operator Comfort

The crane cabin provides improved livability and offers the operator a comfortable working environment.



The crane operating levers are of finger control type and surely and steadily respond to the operator.

There is no need to detach the counterweights of the GT-550E-2 when traveling on roads. Thus, crane operations can be started once the crane has arrived at a work site.

Two telescoping modes [I] & [II]

The operator can select either of the two boom telescoping modes based on the designated job plan. This provides enhanced crane capabilities in accordance with work needs.



Mode [I]

Mode [I] is extension of 2nd section only. Then synchronized extension of 3rd, 4th and 5th sections.



Mode [II]

Mode [II] is synchronized extension of 3rd, 4th and 5th sections. Then 2nd section independently.



The round hexagonal box boom

The round hexagonal box boom constructed of high tensile steel contributes to decreased boom weight and increased boom strength.



Two winches with cable follower

Both the main winch and the auxiliary winch have powerful 4.3-ton line pull and operate at high speeds for increased work efficiency.



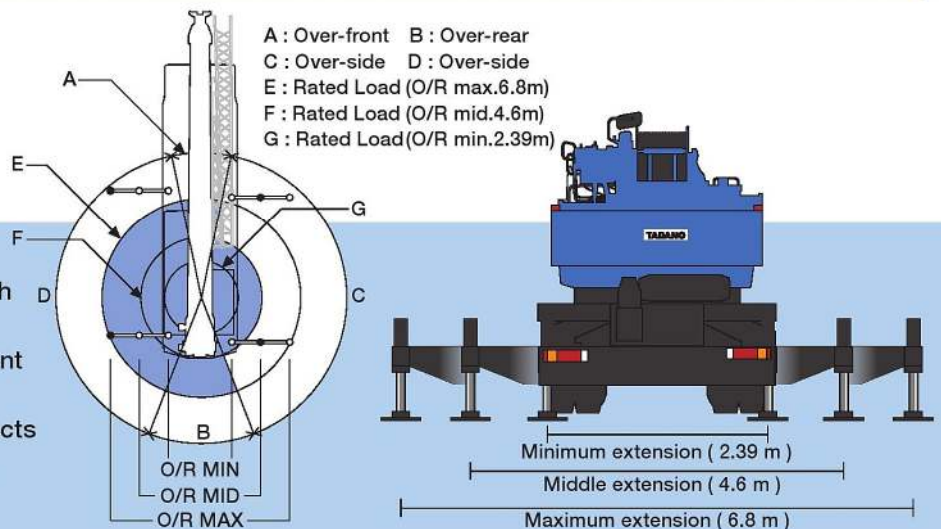
Automatic moment limiter [AML]

The easy-to-view AML of BQ.TADANO's latest model monitors and displays crane operating conditions (such as boom length, boom angle, load radius, swing position, actual load, total rated load, outrigger position, jib length, jib offset angle, and number of parts of line) to secure safety in operation. In addition, the AML is provided with a working range limit function.

- The AML detects the state of overloading to prevent damage to the boom and overturning of the crane.
- The emergency release function restores crane operation even when the crane is automatically stopped due to overloading.
- In view of stringent safety measures to be taken, it is advisable that the emergency release switch key be kept by a work supervisor.

Control of asymmetric outrigger extension width

At all times, the new type AML system offers a maximum "work value" for each work area. Even when the outrigger extension width differs between the front and the rear of the crane, or between its two sides, the AML detects such working conditions and displays the optimal value.





front



left

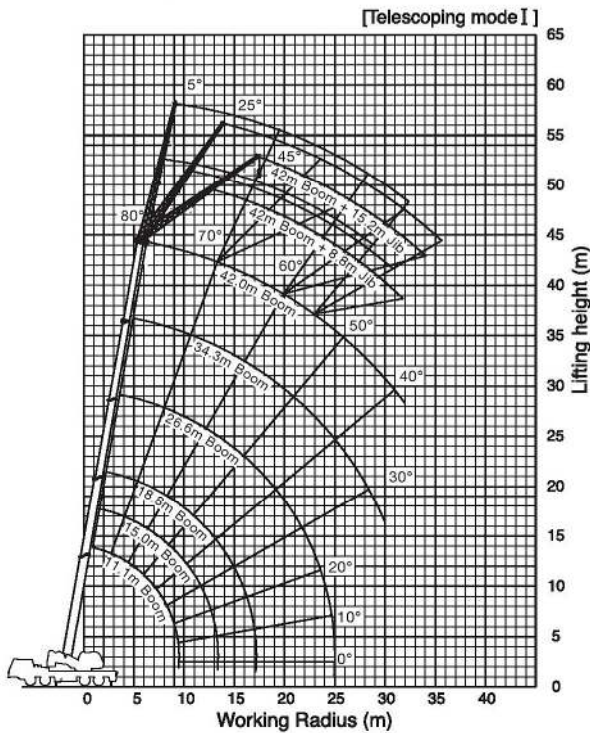


rear



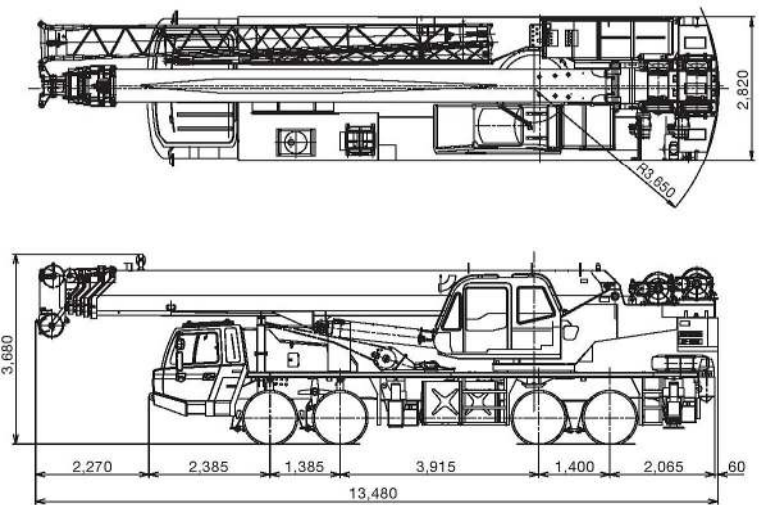
right

WORKING RANGE



DIMENSION

(mm)



Continuing technical development requires Tadano to retain the right to make specifications, equipment and price changes without notice.

*Some specifications are subject to change



TADANO LTD. (International Division)
 4-12, Kamezawa 2-chome, Sumida-ku Tokyo 130-0014, Japan
 Phone: 81-3-3621-7750 Fax: 81-3-3621-7785
<http://www.tadano-global.com> E-mail: tdnihq@tadano.co.jp