

PTO

When you operate the outriggers and crane, turn the PTO switch to "ON".

When you travel on a road, turn the PTO switch to "OFF".

當操作支撐腳及吊車上部時需將 PTO 開關切至 "ON" 的位置
當吊車於道路上行駛時需將 PTO 開關切至 "OFF" 的位置

PTO "ON" Operation

PTO "ON" 操作方式

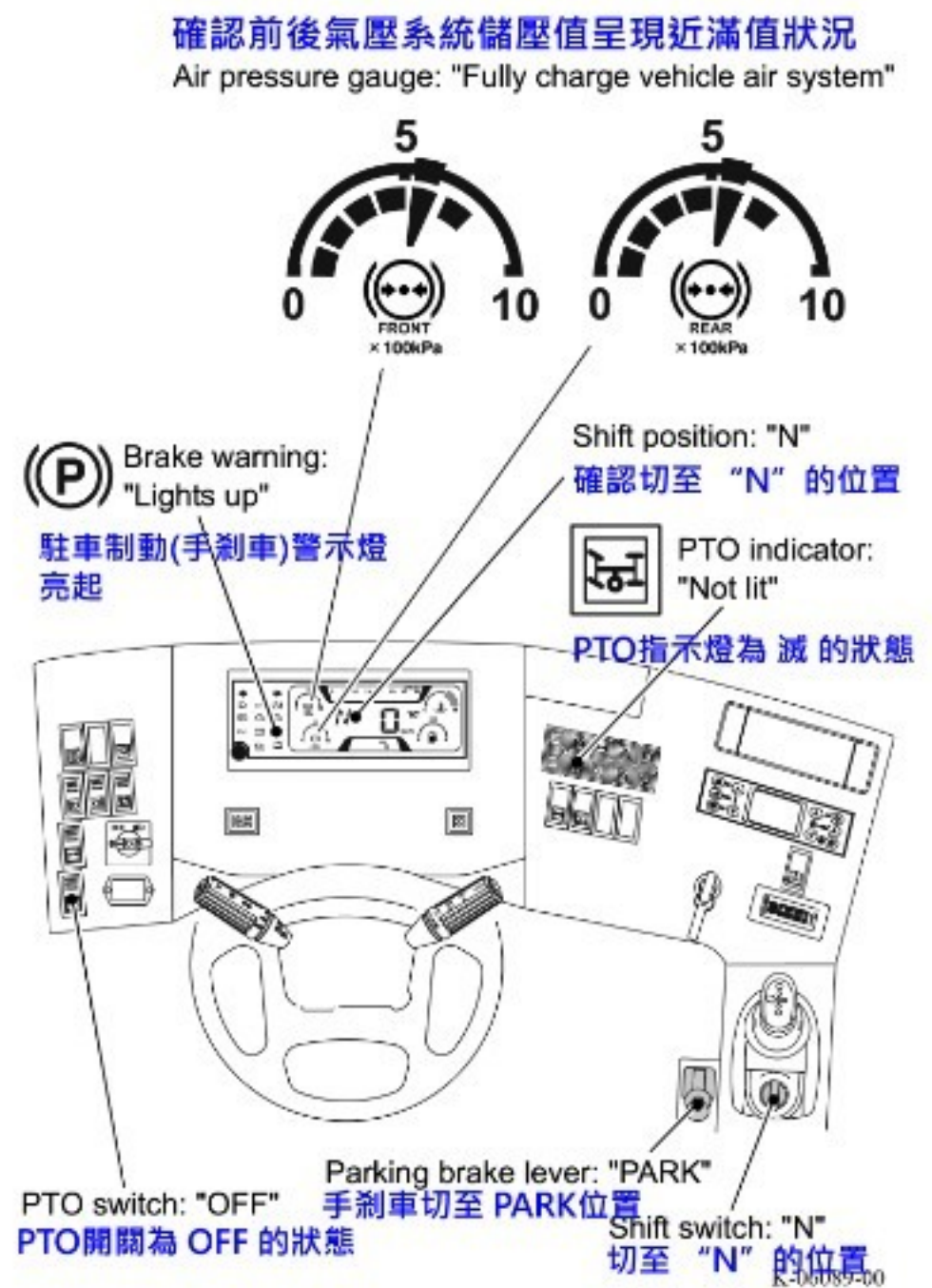
1. Stop the vehicle, turn the gearshift switch to "N" position, and apply the parking brake.

先將吊車停於堅固平面，將換檔開關切至 "N" 的位置
並將駐車制動(手剎車)拉上

2. Run the engine at idle.
再將引擎啟動並以怠速模式運轉。

3. Make sure that the control devices are in the conditions as shown in the illustration.

並確認控制面板上的訊息資訊與右邊圖示相同



4. Set the PTO switch to "ON".
將 PTO 開關切至 "ON"

 - The PTO indicator lights up and the hydraulic pump is driven.

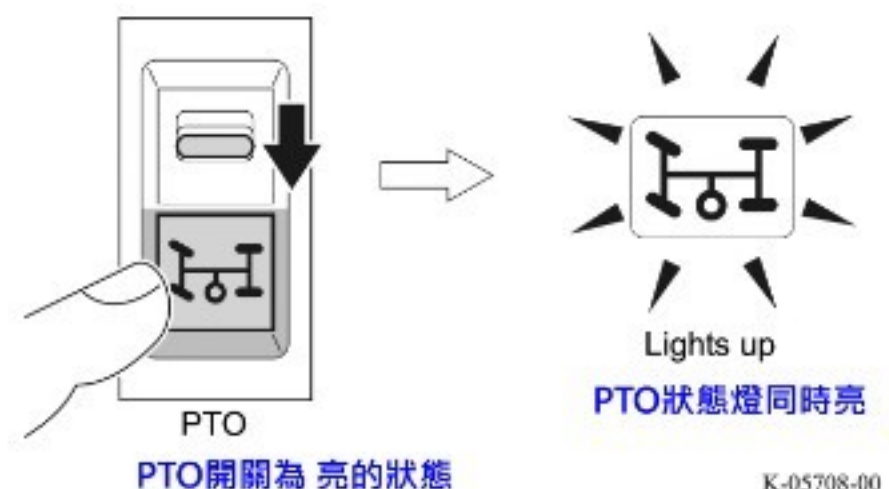
PTO 指示燈亮起且液壓幫浦開始動作

☞ Press the switch while pushing down and holding the lock knob.

按住凸起的小按鈕並往下推後，PTO 指示燈會隨之亮起

☞ In cold season, warm up the machine according to the ambient temperature.

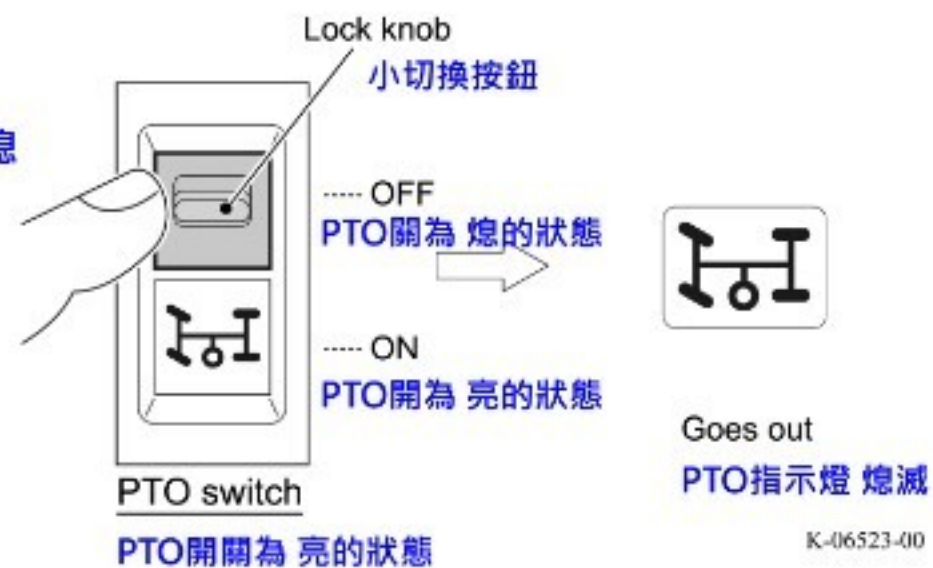
天氣冷時視周遭溫度，有可能需事先暖機



PTO "OFF" Operation

PTO "OFF" 操作方式

1. Run the engine at idle.
引擎以怠速模式運轉下
2. Set the PTO switch to "OFF".
將PTO開關切至 "OFF"
 - The PTO indicator goes out.
按住凸起的小按鈕並往上推後，PTO指示燈會隨之滅熄
 - The hydraulic pump is not driven.
液壓幫浦停止動作



Shift Operation 變速換檔操方式

Gearshift Switch Operation at Starting (in automatic mode)

開始換檔操方式(自動排檔模式下)

⚠WARNING

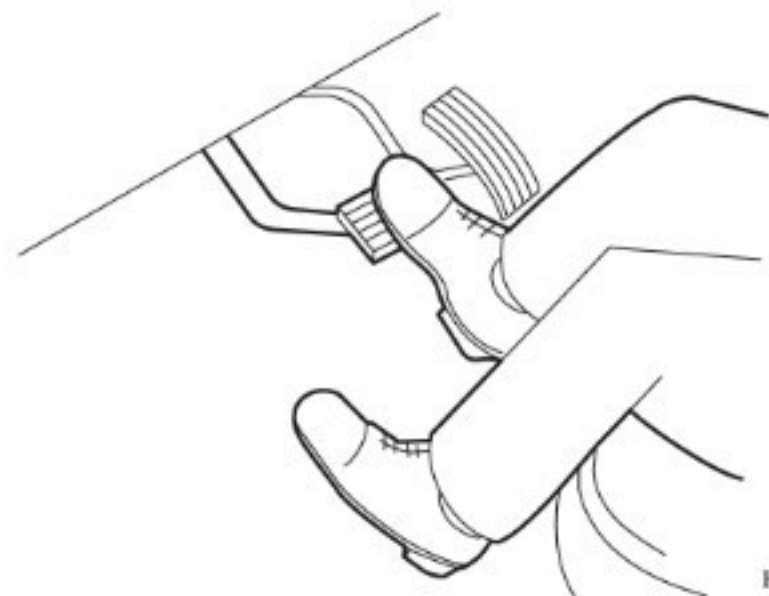
- Do not operate the gearshift switch while pressing the accelerator pedal.
The vehicle can start suddenly and cause an accident.
- There is no creeping unlike the transmission with a torque converter.
If the brake is not applied on an uphill, the vehicle may move backward and collide with a following vehicle.
When starting the vehicle on a hill, use the parking brake in addition to the foot brake.

警告

- *請勿在腳踩下油門踏板時操作換檔開關，車子會突然啟動可能造成事故
- *車子不會像變速箱有扭力轉換的慢慢移動
- 若在上坡斜坡上未踩剎車情況下，車子可能會往後滑行並撞上後車。
- 當在斜坡上起動車子時，請外加使用駐車制動(手剎車)當腳踩剎車情況下

1. Press and hold the brake pedal.

踩下煞車踏板不放



F-00085-00

2. Set the gearshift switch to "D" or "R".

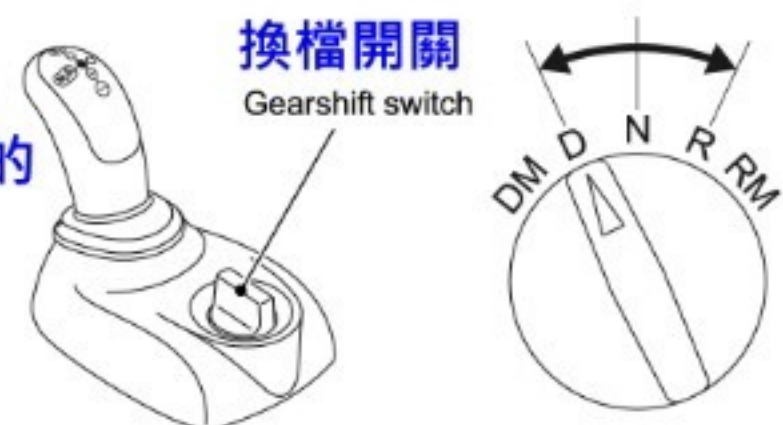
切換換檔開關至 "D" 或 "R"

- ☞ Shift lever operation is unnecessary because it is automatic.

在自排模式下，手動切換檔位是不需要的

- ☞ If shift lever operation is necessary, upshift and downshift is available within the range according to the speed.

若需手動切換低或高退檔位，需視當下速度許可範圍



K-06669-00

**3. Check the indication of the transmission display.
請檢視檔位顯示資訊操方式(自動排檔模式下)**

The illustration is an example.

The gear at start is chosen by the system automatically.

範例圖示

在起動時檔位是由系統自動設定



Forward
升檔



Reverse
退檔

K-06670-00

**4. Move the parking brake lever to "RELEASE".
將駐車制動(手剎車)切換至放的位置**

• The parking brake warning lamp goes out.

駐車制動(手剎車)警示燈號會熄滅

5. After checking safety around the vehicle, release the brake pedal and slowly press the accelerator pedal to start.

**注意車子四周安全後，放掉腳剎車
慢慢加油門起動車子**



Parking brake lever
**駐車制動(手剎車)桿
移至放的位置**



Not lit
**駐車制動
(手剎車)燈熄**

K-04973-00

Service Technical Information 服務技術信息通告

To: TDN's Dealers	Date of Issue:	
	Ref.No:	

Subject:

PTO switch status for Gear shifting operation

主旨: PTO 開關狀態:在換檔操作時的注意事項

Applicable model and serial number:

GT-300ER-3, GT-300EL-3, GT-600ER-3, GT-600EL-3, GT-750ER-3, GT-750EL-3

適用機種型號:GT-300ER-3, GT-300EL-3, GT-600ER-3, GT-600EL-3, GT-750ER-3, GT-750EL-3

Detailed information: 詳細資訊
Background: 背景

Due to unexpected operating procedure on PTO switch/Gearshift switch/Parking brake lever, PTO on the transmission was damaged and the crane can not be worked in the market.


PTO 開關/換檔開關/駐車制動桿(手煞車)上的異常操作程序, 以致傳動裝置上PTO損壞, 造成起重機無法使用

What the operators need to take care?: 操作人員需特別注意及如何處置

To avoid such situation, they make sure the status of PTO switch before changing the gearshftig switch as below. 為避免此狀況發生, 請操作人員務必在切換檔位開關前, 先確認 PTO 開關的狀態如下。

NOTICE


- **Make sure that the PTO switch is in the "OFF" position before changing the gearshift switch from the "N" position or releasing the parking brake.**
 在從N檔切換檔位前或在放掉駐車制動桿(手煞車)開關前, 請先確認PTO 開關檔位切在OFF(關)的位置上
- **If the parking brake is released while the PTO switch is in the "ON" position, the PTO indicator will flash . In this case, do not return the parking brake lever to "PARKING", but be sure to turn the PTO switch to "OFF" first.**
 若PTO 開關檔位切在ON(開)的位置上, 放掉駐車制動桿(手煞車)開關, PTO 燈號會閃爍, 在此狀況發生時, 請勿將駐車制動桿(手煞車)切回剎車(PARKING)位置, 請先確認將PTO 開關切回OFF(關)的位置上



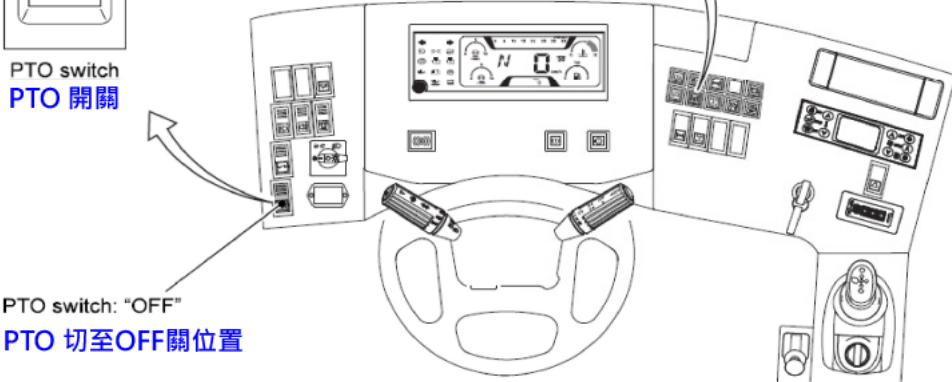
----- OFF PTO 關位置

----- ON PTO 開位置

PTO switch
PTO 開關



PTO indicator: Not lit
PTO 指示燈 燈滅



PTO switch: "OFF"
PTO 切至OFF關位置

K-10828-00

In case of flashing PTO indicator and sounding the alarm buzzer, the procedure was wrong already. In this case, turn off PTO switch first.

若PTO 燈號會閃爍及蜂鳴器聲響時, 即表示操作程序上已錯誤, 請馬上將PTO 開關切回OFF(關)的位置上

If you have any questions, please contact to us.